

Color: ■ orange

Quick Fix Mounting

Finding that the MICRO PUSH WIRE® Connectors for Junction Boxes are ideal for DIN-rail-mount panel applications, electrical installers have requested the ability to use them in distribution panels. These connectors provide easy connections for smaller conductors used in low-current applications. They are well-suited to terminating telephone-style conductors for connecting alarms, bells, door sensors, communication systems and more.

The mounting carrier is WAGO's professional solution. It is available with mounting slots for 4 or 6 connectors.

Depending on the number of conductors, each mounting slot can accommodate a 4- or 8-conductor MICRO PUSH WIRE® Junction Box Connector. The connectors simply snap into the mounting slots and are removable, allowing conductors to be exchanged during changeover.

The carrier is designed for easy mounting directly to the DIN-35 rail, or to a panel, via the screw-mount flanges provided on both sides. A large marking area for direct marking with a permanent felt-tip pen or for pre-printed, self-adhesive marking strips is provided for clear circuit identification.

Physical data	
Width	22.5 mm / 0.886 inches
Height	50 mm / 1.968 inches
Depth from upper-edge of DIN-rail	10.7 mm / 0.421 inches
Depth	15.5 mm / 0.61 inches

Mechanical data	
Mounting type	DIN-35 rail Screw mount
Suitable	for 6 connectors

Material data	
Note (material data)	<a href="#">Information on material specifications can be found here</a>
Color	orange
Material group	I
Insulation material (main housing)	Polyamide (PA66)
Flammability class per UL94	V0
Fire load	0.079 MJ
Weight	2.7 g

Commercial data	
Product Group	7 (Push Wire Conn.)
PU (SPU)	50 (10) pcs
Packaging type	Box
Country of origin	DE
GTIN	4017332335492
Customs tariff number	39269097900

Product classification	
UNSPSC	39121702
eCl@ss 10.0	27-14-11-92
eCl@ss 9.0	27-14-11-92
ETIM 9.0	EC002848
ETIM 8.0	EC002848
ECCN	NO US CLASSIFICATION

Environmental Product Compliance	
RoHS Compliance Status	Compliant,No Exemption

Downloads

Environmental Product Compliance

Compliance Search

Environmental Product Compliance 243-113

↓

Documentation			
Bid Text			
243-113	19.05.2017	doc 23.50 KB	↓
243-113	19.02.2019	xml 2.52 KB	↓
ausschreiben.de 243-113			↓


CAD/CAE-Data	
CAD data	CAE data
2D/3D Models 243-113	EPLAN Data Portal 243-113
	WSCAD Universe 243-113
	ZUKEN Portal 243-113

1 Compatible Products
1.1 Optional Accessories
1.1.1 Marking
1.1.1.1 Marking strip




Item No.: 210-833  
Marking strips; 25 m on roll; 6 mm wide;  
plain; Self-adhesive; white


Installation Notes



Inserting a MICRO junction box connector into the mounting carrier.




Removing a mounting carrier from the assembly.



Typical application in a terminal box for burglar alarm  
– screw-mounted carrier



Example of a residential door bell application  
– carriers mounted on a DIN-35 rail



Example of a residential intercom application